



ROYAL FILTERMIST MODEL FX-575



- ❑ For use on enclosed machines with an internal volume between 60 cu. ft. and 120 cu. ft.
- ❑ Designed primarily for direct-mounting to the top of a machine, but stands and brackets are also available for applications where direct-mounting is not possible.
- ❑ Stainless steel model (type 304) available for special applications such as food processing and aqueous parts washers.

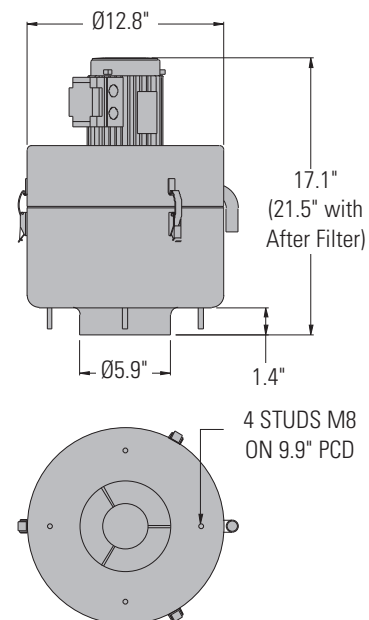


FX-575 Specifications

Airflow	560 cfm
Fits machines with enclosure volume of:	60-120 cubic feet
Motor	3/4 HP, 3-Phase, 50/60 Hz. Voltage & Current @ 60Hz. 208V - 2.6A 230V - 2.6A 460V - 1.4A
Weight	35 lbs.
Noise Level	67 dBA
Inlet Diameter	6"

Mounting Options — FX-575



Mounting Option	Hardware included with Filtermist Unit
Direct Mount	Hardware included with Filtermist Unit
Floor Stand	use 30316 — Floor Stand "A"
Machine Top Stand	use 30319 — Machine Top Stand "A"
Wall Mount	use 30328 — Wall Bracket "A"
Machine Side Mount	use 30330 — Side-Mount Bracket "A"
Suspended	N/A




ROYAL FILTERMIST MODEL FX-575





Royal Filtermist Units

DESCRIPTION	PART NUMBER	PRICE
 FX-575 Filtermist Unit Includes collar seal and all necessary hardware to mount unit directly to the top of a machine. Also includes 5 ft. of coolant return hose.	30115	\$2,620
 FX-575 Stainless Steel Unit	30185	\$4,525

Electrical Accessories

DESCRIPTION	PART NUMBER	PRICE
 Starter Box Kit Includes NEMA 12 box, IEC motor starter, 20 ft. of input cable, 15 ft. of output cable with turn-lock connector	FX-300 & 575 Low-Voltage (208/230V)	30470 \$575
	FX-300 & 575 High-Voltage (460V)	30471 \$575












Performance Accessories

DESCRIPTION	PART NUMBER	PRICE
 After Filter "A" Used for collecting dry smoke and very fine mist particles.	30200	\$330
 Chip Deflector "A" Protects intake from coolant splash and chips.	30222	\$62



Try a unit on your toughest application risk-free! See Page 139

Mounting Accessories

DESCRIPTION	PART NUMBER	PRICE	
 Side Mounting Bracket "A" Allows unit to be mounted to the side of a machine tool. Includes hardware and chip deflector.	30330	\$330	
 Floor Stand "A" Fixed height of 6 ft. Bolts to floor for safety.	30316	\$530	
 Machine Top Stand "A" 28" tall stand bolts to the top of a machine	30319	\$347	
 Wall Bracket "A" For mounting unit to a wall or side of a machine.	30328	\$183	
 Coolant Return Hose 3/4" diameter.	30335	\$4/ft.	
 Ducting Flexible vinyl with heavy wire support.	8" 30344 6" 30342 4" 30340	\$18/ft. 15/ft. 11/ft.	
Warning — never use sheetmetal ducting or any other type that could leak and cause a hazardous condition.			
 Ducting Clamps For securing ducting to accessories.	8" 30354 6" 30352 4" 30350	\$5 5 4	
 Y-Junctions For multiple pickup locations.	A B 8" 6" 8" 4" 6" 6" 6" 4" 4" 4"	30368 30366 30364 30362 30360	\$326 402 299 287 235
 Flange Adapters For securing ducting directly to an enclosed machine.	8" 30374 6" 30372 4" 30370	\$70 68 65	
 Reducers	A B 8" 6" 6" 4"	30382 30380	\$124 124
 Fishtails	A B 8" 11.75" x 5" 6" 10" x 4.5" 4" 8.25" x 3.5"	30394 30392 30390	\$235 212 195