



ROYAL FILTERMIST MODEL FX-900



- ❑ For use on enclosed machines with an internal volume between 90 cu. ft. and 180 cu. ft.
- ❑ **Popular for open machines** requiring a Y-junction and two intake points.
- ❑ Unit can be mounted directly to the machine, on stands, on brackets, or suspended.
- ❑ Stainless steel model (type 304) available for special applications such as food processing and aqueous parts washers.

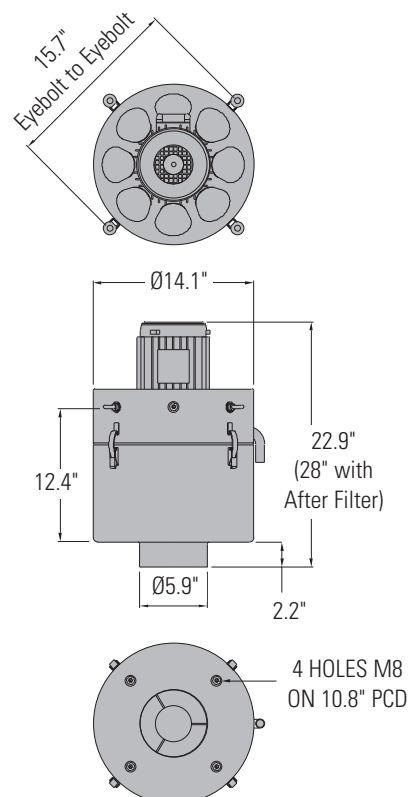


FX-900 Specifications

Airflow	900 cfm
Fits machines with enclosure volume of:	90-180 cubic feet
Motor	3 HP, 3-Phase, 50/60 Hz. Voltage & Current @ 60Hz. 208V - 9.2A 230V - 9.2A 460V - 4.6A
Weight	51 lbs.
Noise Level	70 dBA
Inlet Diameter	6"

Mounting Options — FX-900



Direct Mount	use 30302 — FX-900 Direct Mount Kit
Floor Stand	use 30315 — Floor Stand "B"
Machine Top Stand	use 30314 — Machine Stand "B"
Wall Mount	use 30320 — Wall Bracket "B"
Machine Side Mount	use 30320 — Wall Bracket "B"
Suspended	use 30310 — Suspension Kit "B"




ROYAL FILTERMIST MODEL FX-900






Royal Filtermist Units

DESCRIPTION	PART NUMBER	PRICE
 FX-900 Filtermist Unit Order performance and mounting accessories separately.	30120	\$3,275
 FX-900 Stainless Steel Unit	30160	\$5,180

Electrical Accessories

DESCRIPTION	PART NUMBER	PRICE
 Starter Box Kit Includes NEMA 12 box, IEC motor starter, 20 ft. of input cable, 15 ft. of output cable with turn-lock connector	FX-900 & 1200 Low-Voltage (208/230V)	30472 \$575
	FX-900 & 1200 High-Voltage (460V)	30473 \$575




Performance Accessories

DESCRIPTION	PART NUMBER	PRICE
 After Filter "B" Used for collecting dry smoke and very fine mist particles.	30205	\$348
 Cyclonic Swarf Separator For use on applications such as grinding and cast iron machining where very fine solid particles are entrained in the mist stream. Also acts as a great pre-filter for high pressure coolant applications. Requires 6" dia. ducting.	30210	\$880
 Chip Deflector "B" Protects intake from coolant splash and chips.	30220	\$62



Try a unit on your toughest application risk-free!
See Page 139

Mounting Accessories

DESCRIPTION	PART NUMBER	PRICE
 Direct Mount Kit (FX-900) Includes 6" collar seal, set of rigid mounting studs, and hardware.	30302	\$88
 Floor Stand "B" Adjusts from 6 ft. to 9 ft. Bolts to floor for safety.	30315	\$924
 Machine Top Stand "B" 3 ft. tall stand bolts to the top of a machine.	30314	\$488
 Wall Bracket "B" Can be used to mount unit to a wall or other suitable mounting surface.	30320	\$329
 Suspension Kit "B" Includes 30 ft. of chain, 4 eyebolts, 8 split links, and 1 adjustable link.	30310	\$139
 Coolant Return Hose 3/4" diameter.	30335	\$4/ft.
 Ducting Flexible vinyl with heavy wire support.	8" 30344 6" 30342 4" 30340	\$18/ft. \$15/ft. \$11/ft.
Warning — never use sheetmetal ducting or any other type that could leak and cause a hazardous condition.		
 Ducting Clamps For securing ducting to accessories.	8" 30354 6" 30352 4" 30350	\$5 5 4
 Y-Junctions For multiple pickup locations.	A B 8" 6" 8" 4" 6" 6" 6" 4" 4" 4"	30368 \$326 30366 402 30364 299 30362 287 30360 235
 Flange Adapters For securing ducting directly to an enclosed machine.	8" 30374 6" 30372 4" 30370	\$70 68 65
 Reducers	A B 8" 6" 6" 4"	30382 \$124 30380 124
 Fishtails For use on open machines.	A B 8" 11.75" x 5" 6" 10" x 4.5" 4" 8.25" x 3.5"	30394 \$235 30392 212 30390 195