



ROYAL 5C PNEUMATIC COLLET CLOSER FOR MANUAL LATHES & GRINDERS



- ❑ The Royal 5C pneumatic collet closer enables 5C collets to be used on any manual lathe or workhead.
- ❑ Collet nose guaranteed accurate to 0.0003" TIR or better.
- ❑ Fast opening/closing action makes the Royal pneumatic collet closer a great choice for **high production** applications.
- ❑ Closer is very easy to actuate, resulting in minimal worker fatigue and maximum productivity.
- ❑ The air cylinder incorporates a large diameter piston, providing strong grip force on the workpiece.
- ❑ Royal 5C Pneumatic Collet Closer incorporates several modern safety features designed to help shops meet **OSHA and NIOSH** requirements. Unlike other collet closers, there are no exposed rotating parts on the outboard side of the machine.
- ❑ Pneumatic collet closer assembly includes air cylinder, custom-machined rear end spindle adapter, drawtube, and cam-lock collet adapter. Air controls sold separately.



Royal collet closers are also well-suited for use in fourth and fifth-axis workholding applications.

Royal 5C Pneumatic Collet Closer Assembly


FOR LATHES WITH SPINDLE NOSE TYPE	PART NUMBER	PRICE
A-3 or D1-3	17200	\$3,499
A-4 or D1-4	17201	3,667
A-5 or D1-5	17202	4,030
A-6 or D1-6	17203	4,393
A-8 or D1-8	17204	4,999
Haas TL-1*	In-Stock – Call Royal for Part Number and Pricing	
Haas TL-2*	In-Stock – Call Royal for Part Number and Pricing	

* Haas TL-1 and TL-2 are registered trademarks of Haas Automation, Inc.

Drawtube Capacity (in.)	1.06
Cylinder O.D. (in.)	5.94
Max. Operating Speed (rpm)*	4,000*
Max. Air Pressure (psi)	90
Piston Surface Area (sq. in.)	14.72
Max. Drawtube Force (lbs.)	1,325
Max. Clamping Force (lbs.)	4,520

* For continuous operation above 3,000 rpm we recommend reducing air pressure to 60 psi max.

Order Air Controls Separately



DESCRIPTION	PART NUMBER	PRICE
Air Control Kit w/Hand Valve	16001	\$515
Air Control Kit w/Foot Valve	16002	811