



# ROYAL FILTERMIST MODEL FX-1200



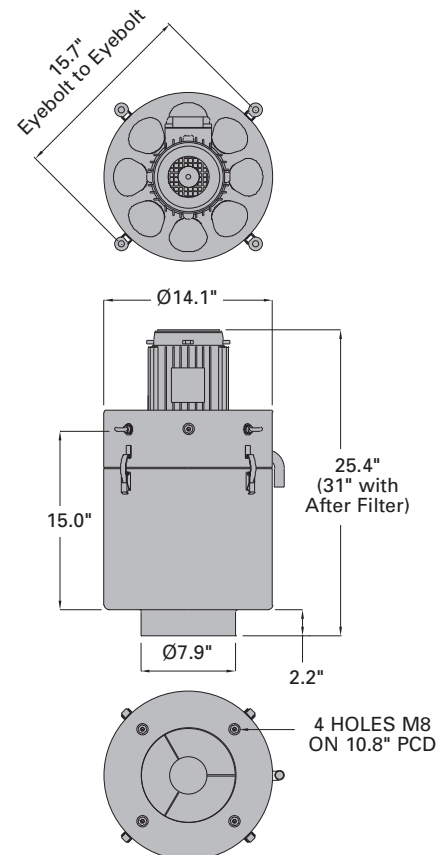
## FX-1200 Specifications

Airflow	1200 cfm
Fits machines with enclosure volume of:	120 cubic feet or larger
Motor	3 HP (2.2 kW), 3-Phase, 50/60 Hz. Voltage & Current @ 60Hz. 208V – 9.2A 230V – 9.2A 460V – 4.6A
Weight	64 lbs.
Noise Level	72 dBA
Inlet Diameter	8"

## Mounting Options — FX-1200

Direct Mount	use 30304 — FX-1200 Direct Mount Kit
Floor Stand	use 30315 — Floor Stand "B"
Machine Top Stand	use 30314 — Machine Stand "B"
Wall Mount	use 30320 — Wall Bracket "B"
Machine Side Mount	use 30320 — Wall Bracket "B"



- ❑ For use on enclosed machines with an internal volume of 120 cu. ft. or larger.
- ❑ Popular for machines requiring Y-junction and two intake points.
- ❑ **Excellent choice for large machining centers.**
- ❑ Unit can be mounted directly to the machine, on stands, on brackets, or suspended.
- ❑ Stainless steel model (type 304) available for special applications such as food processing and aqueous parts washers.



# ROYAL FILTERMIST MODEL FX-1200




## Filtermist Units

DESCRIPTION	PART NUMBER	PRICE
 <b>FX-1200 Filtermist Unit</b> Includes 12 ft. of coolant return hose. Order performance and mounting accessories separately.	30130	<b>\$3,865</b>
 <b>FX-1200 Stainless Steel Unit</b>	30170	<b>\$6,485</b>

See Promo on Page 147

## Electrical Accessories











DESCRIPTION	PART NUMBER	PRICE	
 <b>Starter Box Kit</b> Includes NEMA 12 box, IEC motor starter, 20 ft. of input cable, 15 ft. of output cable with turn-lock connector	FX-900 & 1200 Low-Voltage (208/230V)	30472	<b>\$585</b>
	FX-900 & 1200 High-Voltage (460V)	30473	<b>\$585</b>

## Performance Accessories

DESCRIPTION	PART NUMBER	PRICE
 <b>Standard After Filter "B"</b> Used for collecting dry smoke and very fine mist particles.	30205	<b>\$295</b>
 <b>High-Performance After Filter "B"</b> Designed for high pressure and Swiss applications. Extended operating life over standard after filter.	30204	<b>\$799</b>
 <b>Cyclonic Swarf Separator</b> For use on applications such as grinding and cast iron machining where very fine solid particles are entrained in the mist stream. Also acts as a great pre-filter for high pressure coolant applications. Requires 6" dia. ducting.	30210	<b>\$995</b>
 <b>Chip Deflector "B"</b> Protects intake from coolant splash and chips.	30220	<b>\$75</b>
 <b>Maintenance Monitor</b> Bright LED status indicator monitors performance and shows when maintenance is required.	30477	<b>\$640</b>

See Promo on Page 147

## Mounting Accessories

DESCRIPTION	PART NUMBER	PRICE																		
 <b>Direct Mount Kit (FX-1200)</b> Includes 8" collar seal, set of rigid mounting studs, and hardware.	30304	<b>\$100</b>																		
 <b>Floor Stand "B"</b> Adjusts from 6 ft. to 9 ft. Bolts to floor for safety.	30315	<b>\$1,165</b>																		
 <b>Machine Top Stand "B"</b> 3 ft. tall stand bolts to the top of a machine.	30314	<b>\$640</b>																		
 <b>Wall Bracket "B"</b> Can be used to mount unit to a wall or other suitable mounting surface.	30320	<b>\$420</b>																		
 <b>Coolant Return Hose</b> 3/4" diameter. Note: Also included with unit. See description.	30335	<b>\$4/ft.</b>																		
 <b>Ducting</b> Flexible vinyl with heavy wire support.	8" 30344 6" 30342 4" 30340	<b>\$22/ft.</b> <b>16/ft.</b> <b>12/ft.</b>																		
Warning — never use sheetmetal ducting or any other type that could leak and cause a hazardous condition.																				
 <b>Ducting Clamps</b> For securing ducting to accessories.	8" 30354 6" 30352 4" 30350	<b>\$7</b> <b>6</b> <b>6</b>																		
 <b>Y-Junctions</b> For multiple pickup locations.	<table border="0"> <tr> <td>A</td> <td>B</td> <td></td> </tr> <tr> <td>8"</td> <td>6"</td> <td>30368</td> </tr> <tr> <td>8"</td> <td>4"</td> <td>30366</td> </tr> <tr> <td>6"</td> <td>6"</td> <td>30364</td> </tr> <tr> <td>6"</td> <td>4"</td> <td>30362</td> </tr> <tr> <td>4"</td> <td>4"</td> <td>30360</td> </tr> </table>	A	B		8"	6"	30368	8"	4"	30366	6"	6"	30364	6"	4"	30362	4"	4"	30360	<b>\$370</b> <b>460</b> <b>340</b> <b>320</b> <b>265</b>
A	B																			
8"	6"	30368																		
8"	4"	30366																		
6"	6"	30364																		
6"	4"	30362																		
4"	4"	30360																		
 <b>Flange Adapters</b> For securing ducting directly to an enclosed machine.	8" 30374 6" 30372 4" 30370	<b>\$80</b> <b>75</b> <b>75</b>																		
 <b>Reducers</b>	<table border="0"> <tr> <td>A</td> <td>B</td> <td></td> </tr> <tr> <td>8"</td> <td>6"</td> <td>30382</td> </tr> <tr> <td>6"</td> <td>4"</td> <td>30380</td> </tr> </table>	A	B		8"	6"	30382	6"	4"	30380	<b>\$145</b> <b>145</b>									
A	B																			
8"	6"	30382																		
6"	4"	30380																		
 <b>Fishtails</b> For use on open machines.	<table border="0"> <tr> <td>A</td> <td>B</td> <td></td> </tr> <tr> <td>8"</td> <td>11.75" x 5"</td> <td>30394</td> </tr> <tr> <td>6"</td> <td>10" x 4.5"</td> <td>30392</td> </tr> <tr> <td>4"</td> <td>8.25" x 3.5"</td> <td>30390</td> </tr> </table>	A	B		8"	11.75" x 5"	30394	6"	10" x 4.5"	30392	4"	8.25" x 3.5"	30390	<b>\$260</b> <b>240</b> <b>220</b>						
A	B																			
8"	11.75" x 5"	30394																		
6"	10" x 4.5"	30392																		
4"	8.25" x 3.5"	30390																		



Try a unit on your toughest application risk-free! See Page 147.